

Morningstar CFS FC Defensive (FirstChoice Managed Account Range: Defensive)



Quarterly Performance Update

As of 31/03/2025

Benchmark: Morningstar Category Average - Multisector Conservative
Inception Date : 27/09/2021

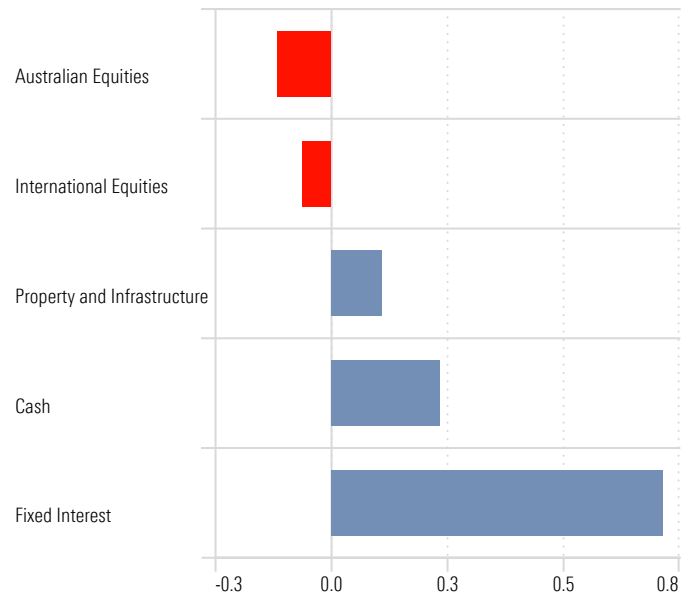
Trailing Returns

	1 M	3 Ms	6 Ms	1 Yr	3 Yrs	Since Inc.
Morningstar CFS FC Defensive	-0.35	0.88	1.01	3.75	2.82	1.75
Morningstar CFS FC Defensive Pension	-0.37	1.02	1.19	4.31	3.26	2.06
Category Average Multisector Conservative	-0.24	0.87	1.07	3.79	2.89	1.82
Category Average Multisector Conservative Pension	-0.25	0.98	1.49	4.67	2.98	1.84

Past performance is not a reliable indicator of future performance. Category Average inception returns based on first full month of performance. Performance greater than 1 year is annualised.

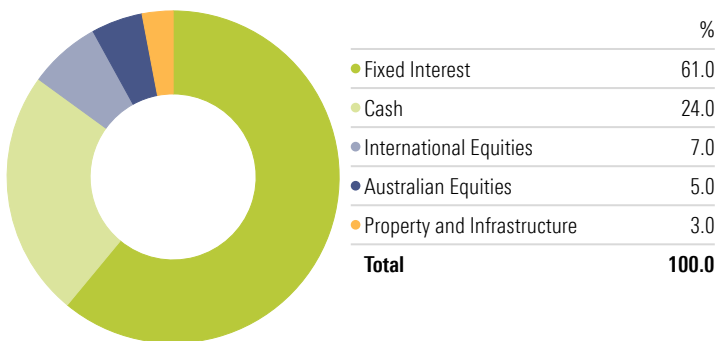
Asset Class Quarterly Contribution to Performance

Time Period: 1/01/2025 to 31/03/2025



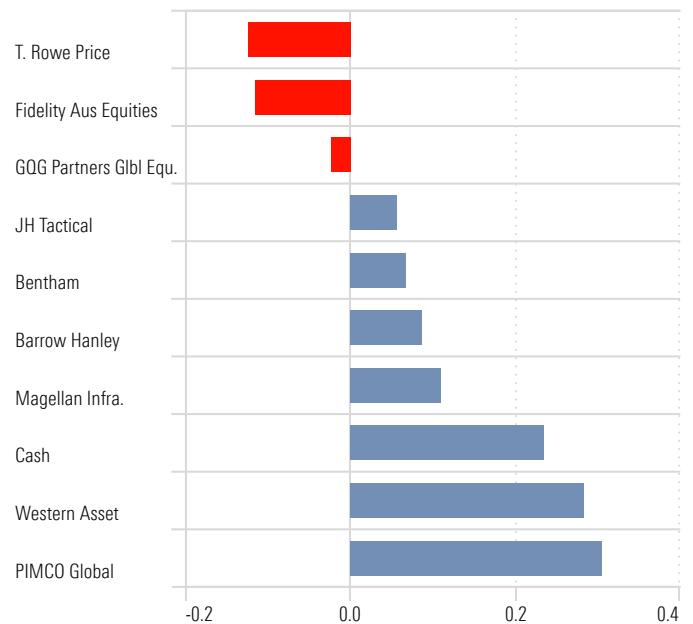
Sector Allocation

Portfolio Date: 31/03/2025



Manager Quarterly Contribution to Performance

Time Period: 1/01/2025 to 31/03/2025

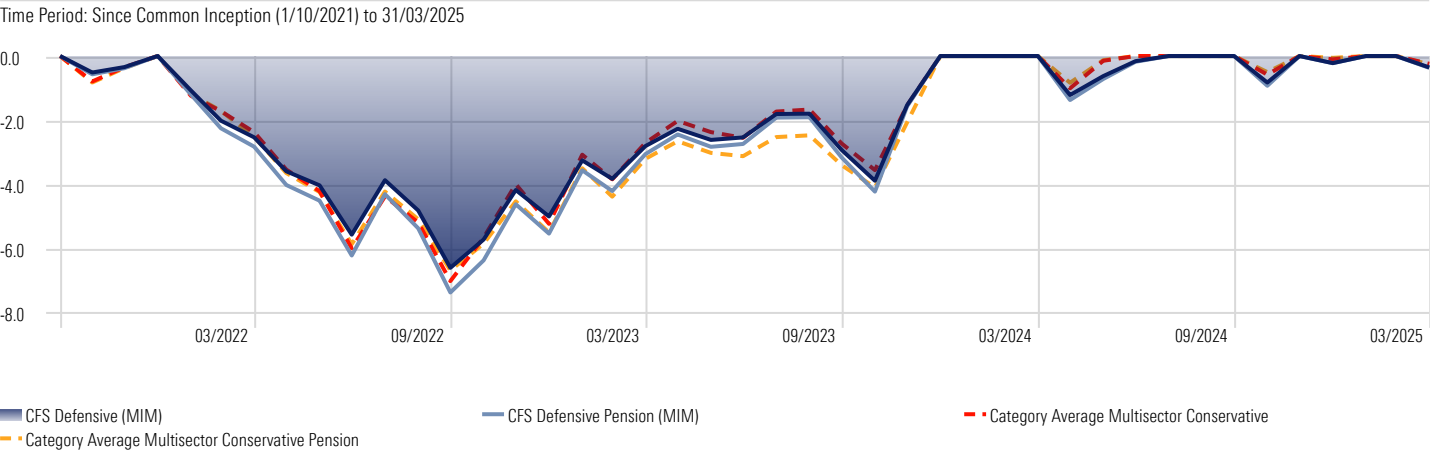


* An individual investor's performance will differ from the modelled performance depending on factors such as transaction timing, actual management fees, whether income is paid and any divergence from model portfolio weighting. Returns are calculated on an annualised basis using exit price to exit price with distributions reinvested, net of management costs, transaction costs and for FirstChoice Wholesale Personal Super and FirstChoice Employer Super net of tax payable by the trustee. All return calculations exclude contribution surcharge, excess contribution tax or individual taxes payable by the investor and all other fees and rebates disclosed in the relevant Product Disclosure Statements.

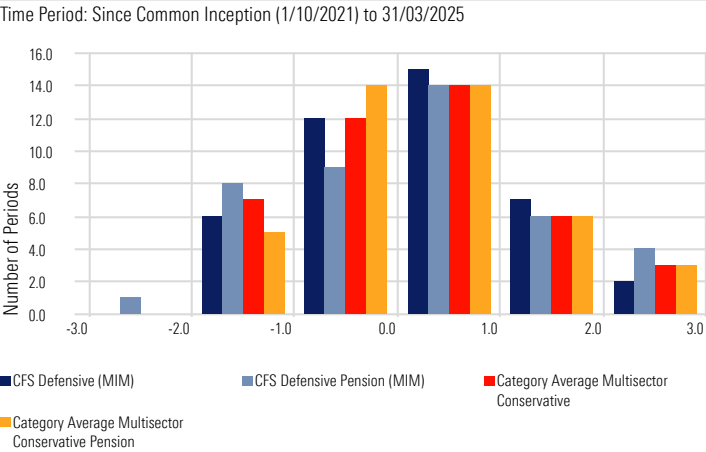
Holdings

	1 Mth	3 Mth	6 Mth	1 Year	3 Years	5 Years
Fixed Interest						
CFS FC W PSup-Western Asset Aust Bond	0.04	1.09	0.89	2.87		
CFS FC W PSup-PIMCO Global Bond	-0.39	1.26	0.28	3.18	0.18	0.11
CFS FC W PSup-Bentham Global Income	0.14	1.13	0.46	4.16		
CFS FC W PSup-JH Tactical Income	0.08	1.11	1.93	4.37		
Cash						
CFS FC W PSup-FSI Strategic Cash	0.31	0.97	2.04	4.03	3.26	1.99
International Equities						
CFS FC W PSup-T Rowe Price Glb Eq-Hgd	-4.48	-4.17	-4.17	2.46	2.80	
CFS FC W PSup-Barrow Hanley Global Share	0.04	4.34	10.17	13.45	12.62	12.88
CFS FC W PSup-GQG Partners Glb Equity	-3.78	-1.27	5.65	4.34		
Australian Equities						
CFS FC W PSup-Fidelity Aust Equities	-3.26	-2.39	-4.29	1.41	3.33	11.78
Property and Infrastructure						
CFS FC W PSup-Magellan Infrastructure	0.50	3.67	1.19	8.01	1.33	5.48

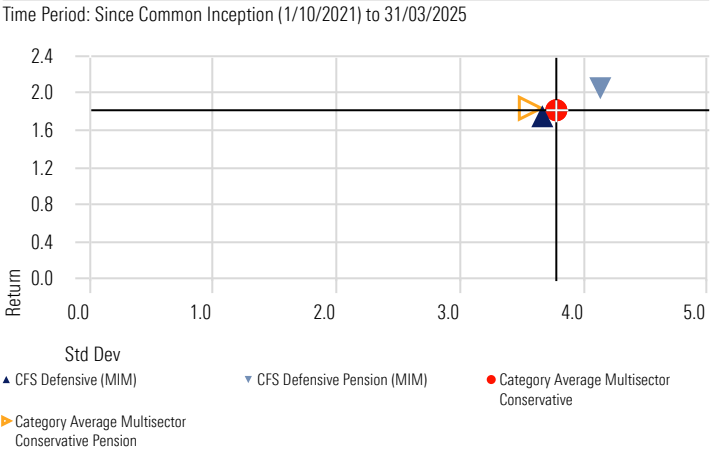
Drawdown



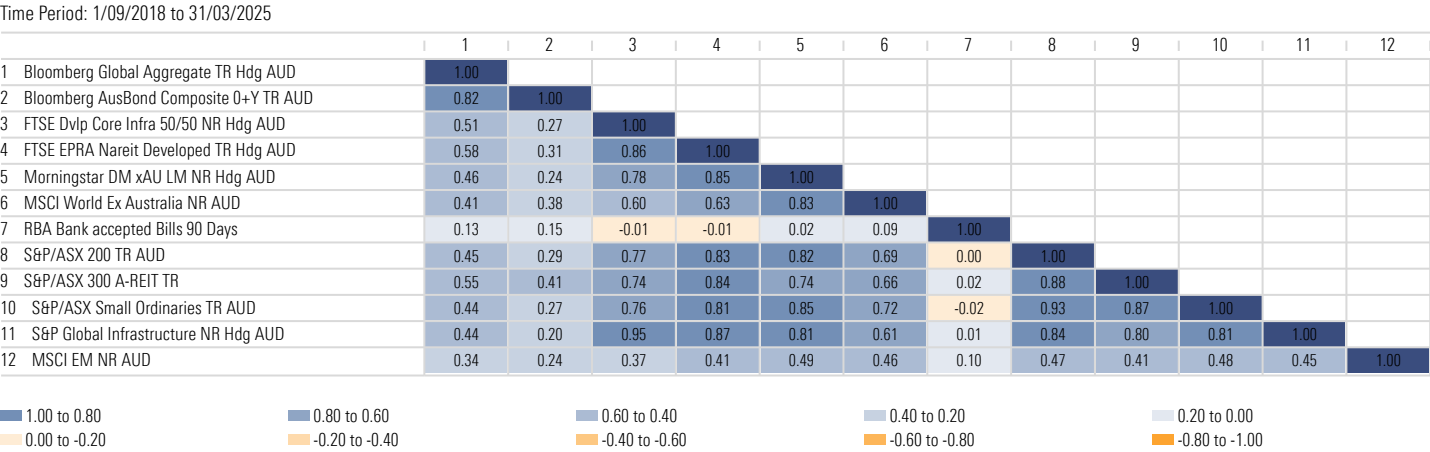
Return Distribution



Risk-Reward



Correlation Matrix



This document is issued by Morningstar Investment Management Australia Limited (ABN 54 071 808 501, AFS Licence No. 228986) ('Morningstar'). © 2025 Copyright of this document is owned by Morningstar and any related bodies corporate that are involved in the document's creation. As such the document, or any part of it, should not be copied, reproduced, scanned or embodied in any other document or distributed to another party without the prior written consent of Morningstar. The information provided is for general use only. In compiling this document, Morningstar has relied on information and data supplied by third parties including information providers (such as Standard and Poor's, MSCI, Barclays, FTSE). Whilst all reasonable care has been taken to ensure the accuracy of information provided, neither Morningstar nor its third parties accept responsibility for any inaccuracy or for investment decisions or any other actions taken by any person on the basis or context of the information included. Past performance is not a reliable indicator of future performance. Morningstar does not guarantee the performance of any investment or the return of capital. Morningstar warns that (a) Morningstar has not considered any individual person's objectives, financial situation or particular needs, and (b) individuals should seek advice and consider whether the advice is appropriate in light of their goals, objectives and current situation. Refer to our Financial Services Guide (FSG) for more information at morningstarinvestments.com.au/fsg. Before making any decision about whether to invest in a financial product, individuals should obtain and consider the relevant disclosure document and the Target Market Determination (TMD).